



# 2013 Asia and Oceania Boccia Championships

## Competition Results

Sydney Olympic Park Sports Centre

18 – 25 October 2013



# Individuals BC1

## Pool A

	101 – TADTONG (THA)	108 – KITANI (JPN)	109 – NGAI (MAC)	113 – HOWARD (AUS)
101 – TADTONG (THA)		11 : 1	7 : 1	12 : 0
108 – KITANI (JPN)	1 : 11		2 : 3	18 : 2
109 – NGAI (MAC)	1 : 7	3 : 2		5 : <u>5</u>
113 – HOWARD (AUS)	0 : 12	2 : 18	<u>5</u> : 5	

	Games Won	Points For	Points Against	Points Difference	Final Position
101 – TADTONG (THA)	3	30	2	28	1st
108 – KITANI (JPN)	1	21	16	5	2nd
109 – NGAI (MAC)	1	9	14	-5	3rd
113 – HOWARD (AUS)	1	7	35	-28	4th

# Individuals BC1

## Pool B

	102 – ZHANG (CHN)	107 – TANG (MAC)	110 – ELLIS (AUS)	116 – WILLIAMS (NZL)
102 – ZHANG (CHN)		5 : 4	4 : 3	9 : 1
107 – TANG (MAC)	4 : 5		3 : 2	6 : 1
110 – ELLIS (AUS)	3 : 4	2 : 3		15 : 0
116 – WILLIAMS (NZL)	1 : 9	1 : 6	0 : 15	

	Games Won	Points For	Points Against	Points Difference	Final Position
102 – ZHANG (CHN)	3	18	8	10	1st
107 – TANG (MAC)	2	13	8	5	2nd
110 – ELLIS (AUS)	1	20	7	13	3rd
116 – WILLIAMS (NZL)	0	2	30	-28	4th

# Individuals BC1

## Pool C

	103 – HUADPRADIT (THA)	106 – LEUNG (HKG)	110 – GIBO (JPN)	117 – JUNG (KOR)
103 – HUADPRADIT (THA)		4 : 2	4 : 2	12 : 0
106 – LEUNG (HKG)	2 : 4		6 : 0	2 : 7
110 – GIBO (JPN)	2 : 4	0 : 6		2 : 5
117 – JUNG (KOR)	0 : 12	7 : 2	5 : 2	

	Games Won	Points For	Points Against	Points Difference	Final Position
103 – HUADPRADIT (THA)	3	20	4	16	1st
106 – LEUNG (HKG)	1	10	11	-1	3rd
110 – GIBO (JPN)	0	4	15	-11	4th
117 – JUNG (KOR)	2	12	16	-4	2nd

# Individuals BC1

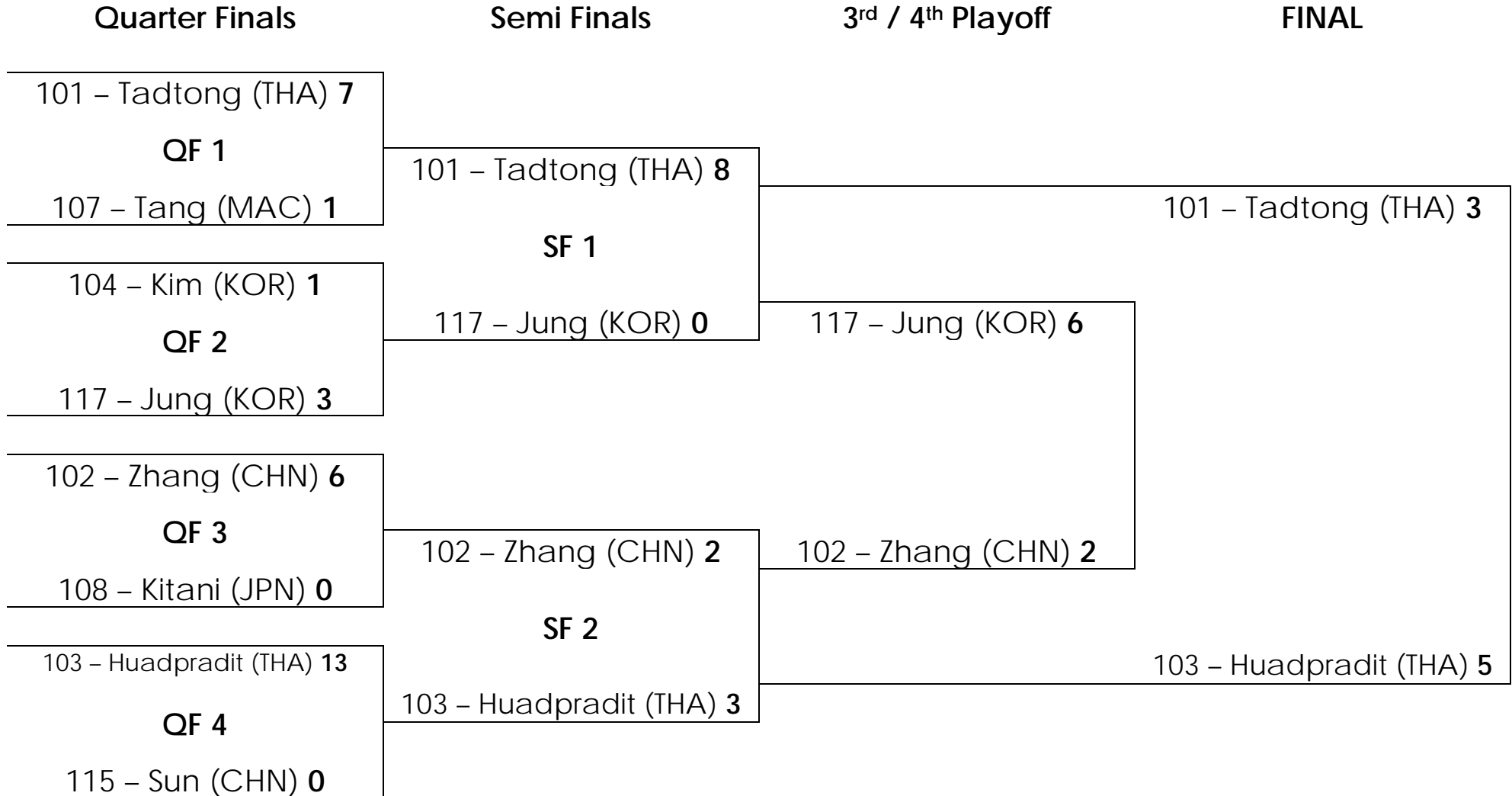
## Pool D

	104 – KIM (KOR)	105 – WONG (HKG)	112 – NG (SIN)	115 – SUN (CHN)
104 – KIM (KOR)		7 : 2	10 : 1	6 : 1
105 – WONG (HKG)	2 : 7		8 : 1	2 : 4
112 – NG (SIN)	1 : 10	1 : 8		0 : 10
115 – SUN (CHN)	1 : 6	4 : 2	10 : 0	

	Games Won	Points For	Points Against	Points Difference	Final Position
104 – KIM (KOR)	3	23	4	19	1st
105 – WONG (HKG)	1	12	12	0	3rd
112 – NG (SIN)	0	2	28	-26	4th
115 – SUN (CHN)	2	15	8	7	2nd

# Individuals BC1

## Elimination Rounds



# Individuals BC1

## Final Positions

Position	Name	Country
1	Witsanu Huadpradit	THA
2	Pattaya Tadtong	THA
3	Sung Joon Jung	KOR
4	Qi Zhang	CHN
5	Myeong Su Kim	KOR
6	U Kei Tang	MAC
7	Takayuki Kitani	JPN
8	Kai Sun	CHN
9	Tyler Ellis	AUS
10	Kam Lung Wong	HKG
11	Mei Yee Leung	HKG
12	Tong Loi Ngai	MAC
13	Mecenzi Howard	AUS
14	Tomio Gibo	JPN
15	Pei Fang Ng	SIN
16	Gary Williams	NZL

# Individuals BC2

## Pool A

	201 – YAN (CHN)	210 – JITSA-NGIEM (THA)	211 – LYONS (AUS)	224 – NGAN (MAC)	217 – LAN (CHN)
201 – YAN (CHN)		1 : 9	10 : 0	14 : 0	10 : 0
210 – JITSA-NGIEM (THA)	9 : 1		6 : 2	11 : 0	4 : 1
211 – LYONS (AUS)	0 : 10	2 : 6		13 : 1	8 : 2
224 – NGAN (MAC)	0 : 14	0 : 11	1 : 13		5 : 6
217 – LAN (CHN)	0 : 10	1 : 4	2 : 8	6 : 5	

	Games Won	Points For	Points Against	Points Difference	Final Position
201 – YAN (CHN)	3	35	9	26	2nd
210 – JITSA-NGIEM (THA)	4	30	4	26	1st
211 – LYONS (AUS)	2	23	19	4	3rd
224 – NGAN (MAC)	0	6	44	-38	5th
217 – LAN (CHN)	1	9	27	-18	4th



# Individuals BC2

## Pool B

	202 – JEONG (KOR)	209 – SUGIMURA (JPN)	212 – KAVANAGH (AUS)	216 – ELSWORTH (AUS)
202 – JEONG (KOR)		1 : 5	12 : 1	6 : 1
209 – SUGIMURA (JPN)	5 : 1		6 : 0	6 : 2
212 – KAVANAGH (AUS)	1 : 12	0 : 6		0 : 16
216 – ELSWORTH (AUS)	1 : 6	2 : 6	16 : 0	

	Games Won	Points For	Points Against	Points Difference	Final Position
202 – JEONG (KOR)	2	19	7	12	2nd
209 – SUGIMURA (JPN)	3	17	3	14	1st
212 – KAVANAGH (AUS)	0	1	34	-33	4th
216 – ELSWORTH (AUS)	1	19	12	7	3rd

# Individuals BC2

## Pool C

	203 – YEUNG (HKG)	208 – KWOK (HKG)	213 – UCHIDA (JPN)	218 – LIUKUEY (AUS)	223 – WHITING (NZL)
203 – YEUNG (HKG)		13 : 0	5 : 1	2 : 3	14 : 0
208 – KWOK (HKG)	0 : 13		5 : 7	2 : 4	18 : 0
213 – UCHIDA (JPN)	1 : 5	7 : 5		3 : 6	8 : 0
218 – LIUKUEY (AUS)	3 : 2	4 : 2	6 : 3		7 : 2
223 – WHITING (NZL)	0 : 14	0 : 18	0 : 8	2 : 7	

	Games Won	Points For	Points Against	Points Difference	Final Position
203 – YEUNG (HKG)	3	34	4	30	<b>2nd</b>
208 – KWOK (HKG)	1	25	24	1	<b>4th</b>
213 – UCHIDA (JPN)	2	19	16	3	<b>3rd</b>
218 – LIUKUEY (AUS)	4	20	9	11	<b>1st</b>
223 – WHITING (NZL)	0	2	47	-45	<b>5th</b>

# Individuals BC2

## Pool D

	204 – SOHN (KOR)	207 – ZHONG (CHN)	214 – GOH (SIN)	221 – SAENGAWPA (THA)
204 – SOHN (KOR)		3 : 4	15 : 0	9 : 2
207 – ZHONG (CHN)	4 : 3		7 : 5	1 : 7
214 – GOH (SIN)	0 : 15	5 : 7		0 : 9
221 – SAENGAWPA (THA)	2 : 9	7 : 1	9 : 0	

	Games Won	Points For	Points Against	Points Difference	Final Position
204 – SOHN (KOR)	2	27	6	21	1st
207 – ZHONG (CHN)	2	12	15	-3	3rd
214 – GOH (SIN)	0	5	31	-26	4th
221 – SAENGAWPA (THA)	2	18	10	8	2nd

# Individuals BC2

## Pool E

	205 – VONGSA (KOR)	206 – HIROSE (JPN)	215 – TAN (SIN)	220 – MORRISS (NZL)
205 – VONGSA (KOR)		5 : 3	10 : 0	13 : 0
206 – HIROSE (JPN)	3 : 5		4 : 3	10 : 0
215 – TAN (SIN)	0 : 10	3 : 4		4 : 3
220 – MORRISS (NZL)	0 : 13	0 : 10	3 : 4	

	Games Won	Points For	Points Against	Points Difference	Final Position
205 – VONGSA (KOR)	3	28	3	25	1st
206 – HIROSE (JPN)	2	17	8	9	2nd
215 – TAN (SIN)	1	7	17	-10	3rd
220 – MORRISS (NZL)	0	3	27	-24	4th

# Individuals BC2

## Elimination Rounds

Quarter Finals	Semi Finals	3 <sup>rd</sup> / 4 <sup>th</sup> Playoff	FINAL
210 – Jitsa-Ngiem (THA) <b>0</b> <b>QF 1</b> 202 – Jeong (KOR) <b>8</b>	202 – Jeong (KOR) <b>3</b> <b>SF 1</b> 205 – Vongsa (THA) <b>1</b>	205 – Vongsa (THA) <b>3</b>	202 – Jeong (KOR) <b>6</b>
204 – Sohn (KOR) <b>0</b> <b>QF 2</b> 205 – Vongsa (THA) <b>9</b>	201 – Yan (CHN) <b>2</b> <b>SF 2</b> 203 – Yeung (HKG) <b>5</b>	201 – Yan (CHN) <b>3</b>	203 – Yeung (HKG) <b>2</b>
209 – Sugimura (JPN) <b>3</b> <b>QF 3</b> 201 – Yan (CHN) <b>5</b>			
218 – Liukuey (AUS) <b>0</b> <b>QF 4</b> 203 – Yeung (HKG) <b>9</b>			

## Individuals BC2

### Final Positions

Position	Name	Country
1	So Yeong Jeong	KOR
2	Hiu Lam Yeung	HKG
3	Zhiqiang Yan	CHN
4	Watcharaphon Vongsa	THA
5	Hidetaka Sugimura	JPN
6	Mongkol Jitsa-Ngiem	THA
7	Jeong Min Sohn	KOR
8	Jason Liukuey	AUS
9	Takayuki Hirose	JPN
10	Worawut Saengawpa	THA
11	Kai Zhong	CHN
12	Fiona Lyons	AUS
13	Keizo Uchida	JPN
14	Yee Ting Jeralyn Tan	SIN
15	Karen Kwok	HKG
16	Scott Elsworth	AUS
17	Zhijian Lan	CHN
18	Jeremy Morriss	NZL
19	Ta Lang Goh	SIN
20	Sio Cheng Ngan	MAC
21	Lachlan Kavanagh	AUS
22	Matthew Whiting	NZL

# Individuals BC3

## Pool A

	301 – JEONG (KOR)	309 – NARA (JPN)	310 – LEI (CHN)	335 – SOONTORNPHOR (THA)	333 – JENKINS (AUS)
301 – JEONG (KOR)		5 : 2	11 : 0	11 : 0	9 : 1
309 – NARA (JPN)	2 : 5		5 : 3	1 : 7	3 : 5
310 – LEI (CHN)	0 : 11	3 : 5		1 : 7	4 : 7
335 – SOONTORNPHOR (THA)	0 : 11	7 : 1	7 : 1		2 : 3
333 – JENKINS (AUS)	1 : 9	5 : 3	7 : 4	3 : 2	

	Games Won	Points For	Points Against	Points Difference	Final Position
301 – JEONG (KOR)	4	36	3	33	1st
309 – NARA (JPN)	1	11	20	-9	4th
310 – LEI (CHN)	0	8	30	-22	5th
335 – SOONTORNPHOR (THA)	2	16	16	0	3rd
333 – JENKINS (AUS)	3	16	18	-2	2nd

# Individuals BC3

## Pool B

	302 – KIM (KOR)	308 – THORNEYCROFT (AUS)	311 – CHANDEE (THA)	317 – MCREYNOLDS (AUS)	332 – HO (HKG)
302 – KIM (KOR)		9 : 0	8 : 2	12 : 0	6 : 1
308 – THORNEYCROFT (AUS)	0 : 9		5 : 3	4 : 3	4 : 8
311 – CHANDEE (THA)	2 : 8	3 : 5		4 : 3	0 : 5
317 – MCREYNOLDS (AUS)	0 : 12	3 : 4	3 : 4		0 : 9
332 – HO (HKG)	1 : 6	8 : 4	5 : 0	9 : 0	

	Games Won	Points For	Points Against	Points Difference	Final Position
302 – KIM (KOR)	4	35	3	32	1st
308 – THORNEYCROFT (AUS)	2	13	23	-10	3rd
311 – CHANDEE (THA)	1	9	21	12	4th
317 – MCREYNOLDS (AUS)	0	6	29	-23	5th
332 – HO (HKG)	3	23	10	13	2nd



# Individuals BC3

## Pool C

	331 – MOHAMMAD TAHA (SIN)	307 – TSANG (HKG)	312 – DIJKSTRA (NZL)	315 – JACKSON (NZL)
331 – MOHAMMAD TAHA (SIN)		5 : 4	12 : 0	2 : 3
307 – TSANG (HKG)	4 : 5		7 : 2	3 : 5
312 – DIJKSTRA (NZL)	0 : 12	2 : 7		1 : 9
315 – JACKSON (NZL)	3 : 2	5 : 3	9 : 1	

	Games Won	Points For	Points Against	Points Difference	Final Position
331 – MOHAMMAD TAHA (SIN)	2	19	7	12	2nd
307 – TSANG (HKG)	1	14	12	2	3rd
312 – DIJKSTRA (NZL)	0	3	28	-25	4th
315 – JACKSON (NZL)	3	17	6	11	1st

# Individuals BC3

## Pool D

	303 – KATO (JPN)	306 – DONG (CHN)	334 – MICHEL (AUS)	314 – HURST (NZL)
303 – KATO (JPN)		1 : 7	1 : 9	11 ; 0
306 – DONG (CHN)	7 : 1		2 : 8	9 : 1
334 – MICHEL (AUS)	9 : 1	8 : 2		6 : 1
314 – HURST (NZL)	0 : 11	1 : 9	1 : 6	

	Games Won	Points For	Points Against	Points Difference	Final Position
303 – KATO (JPN)	1	13	16	-3	3rd
306 – DONG (CHN)	2	18	10	8	2nd
334 – MICHEL (AUS)	3	23	4	19	1st
314 – HURST (NZL)	0	2	26	-23	4th

# Individuals BC3

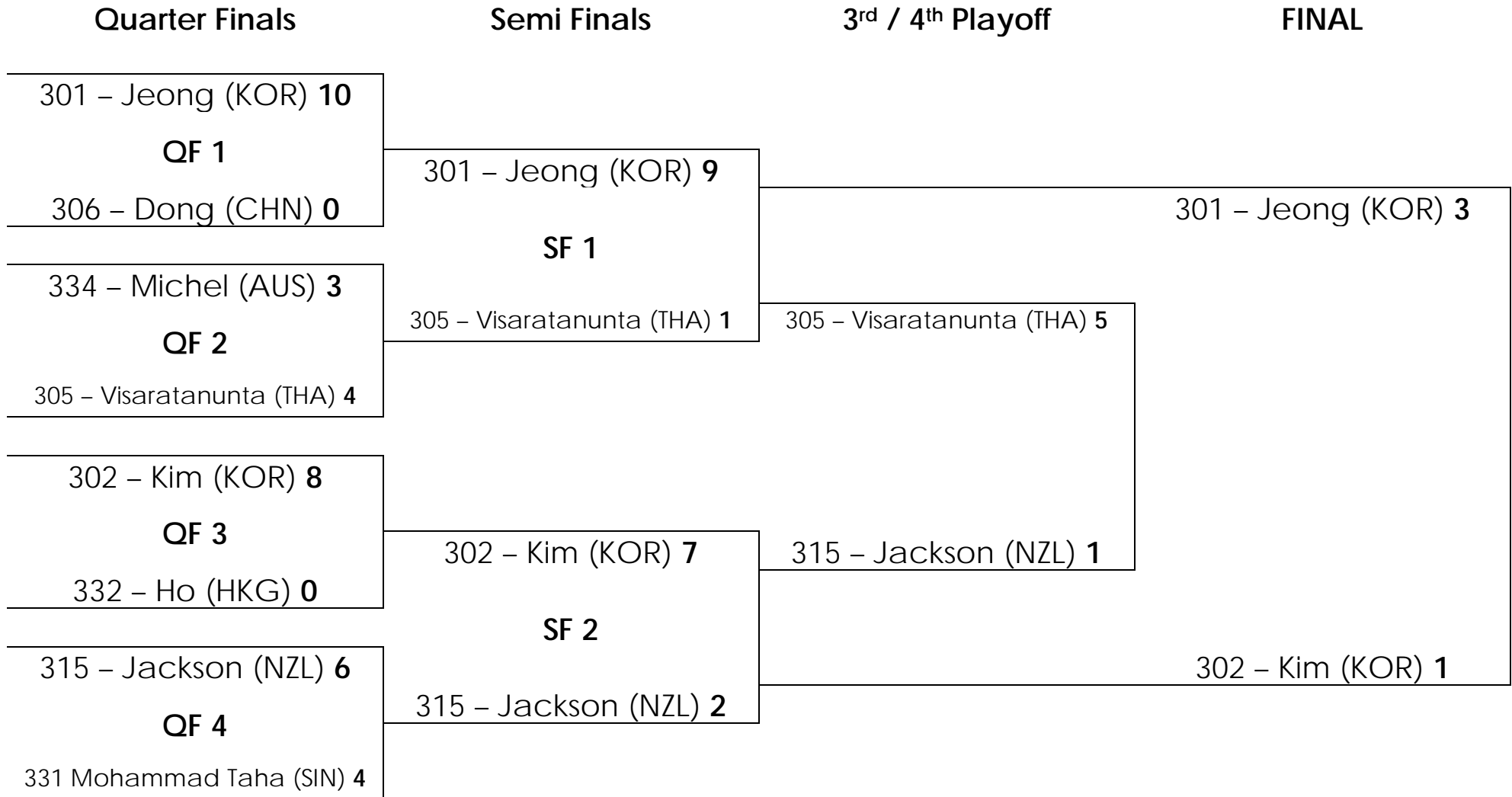
## Pool E

	304 – TOH (SIN)	305 – VISARATANUNTA (THA)	316 – KAKO (JPN)	313 – HILL-PARKER (NZL)
304 – TOH (SIN)		4 : 6	4 : 1	4 : 1
305 – VISARATANUNTA (THA)	6 : 4		7 : 0	8 : 5
316 – KAKO (JPN)	1 : 4	0 : 7		5 : 2
313 – HILL-PARKER (NZL)	1 : 4	5 : 8	2 : 5	

	Games Won	Points For	Points Against	Points Difference	Final Position
304 – TOH (SIN)	2	12	8	4	2nd
305 – VISARATANUNTA (THA)	3	21	9	12	1st
316 – KAKO (JPN)	1	6	13	-7	3rd
313 – HILL-PARKER (NZL)	0	8	17	-9	4th

# Individuals BC3

## Elimination Rounds



# Individuals BC3

## Final Positions

Position	Name	Country
1	Ho Won Jeong	KOR
2	Han Soo Kim	KOR
3	Tanimpat Visaratanunta	THA
4	Greig Jackson	NZL
5	Daniel Michel	AUS
6	Nurulasyiqah Binte Mohammad Taha	SIN
7	Yuen Kei Ho	HKG
8	Lieguo Dong	CHN
9	Tait Jenkins	AUS
10	Sze Ning Toh	SIN
11	Chanatcha Soontornphor	THA
12	Gavin Thorneycroft	AUS
13	Ling Yan Tsang	HKG
14	Keita Kato	JPN
15	Tatsuyuki Kako	JPN
16	Jumpei Nara	JPN
17	Suraphol Chandee	THA
18	Oliver Hill-Parker	NZL
19	Ming Lei	CHN
20	Ange McReynolds	AUS
21	Anthea Hurst	NZL
22	Henderikus Dijkstra	NZL

# Individuals BC4

## Pool A

	401 – ZHENG (CHN)	406 – KINOSHITA (JPN)	407 – LARPYEN (THA)	411 – LAFONTAINE (AUS)	413 – NOTTLE (AUS)
401 – ZHENG (CHN)		12 : 1	4 : 2	10 : 0	12 : 0
406 – KINOSHITA (JPN)	1 : 12		4 : 5	0 : 11	4 : 1
407 – LARPYEN (THA)	2 : 4	5 : 4		8 : 1	11 : 0
411 – LAFONTAINE (AUS)	0 : 10	11 : 0	1 : 8		8 : 0
413 – NOTTLE (AUS)	0 : 12	4 : 1	0 : 11	0 : 8	

	Games Won	Points For	Points Against	Points Difference	Final Position
401 – ZHENG (CHN)	4	38	3	35	<b>1st</b>
406 – KINOSHITA (JPN)	1	9	29	-20	<b>4th</b>
407 – LARPYEN (THA)	3	26	9	17	<b>2nd</b>
411 – LAFONTAINE (AUS)	2	20	18	2	<b>3rd</b>
413 – NOTTLE (AUS)	0	1	35	-34	<b>5th</b>

# Individuals BC4

## Pool B

	402 – LAU (HKG)	405 – KIM (KOR)	408 – WONG (MAC)	414 – TAKADA (JPN)	412 – LIN (CHN)
402 – LAU (HKG)		4 : 2	15 : 0	3 : 4	6 : 2
405 – KIM (KOR)	2 : 4		6 : 0	9 : 1	2 : 5
408 – WONG (MAC)	0 : 15	0 : 6		3 : 9	2 : 8
414 – TAKADA (JPN)	4 : 3	1 : 9	9 : 3		2 : 3
412 – LIN (CHN)	2 : 6	5 : 2	8 : 2	3 : 2	

	Games Won	Points For	Points Against	Points Difference	Final Position
402 – LAU (HKG)	3	28	8	20	1st
405 – KIM (KOR)	2	19	10	9	3rd
408 – WONG (MAC)	0	5	38	-33	5th
414 – TAKADA (JPN)	2	16	18	-2	4th
412 – LIN (CHN)	3	18	12	6	2nd

# Individuals BC4

## Pool C

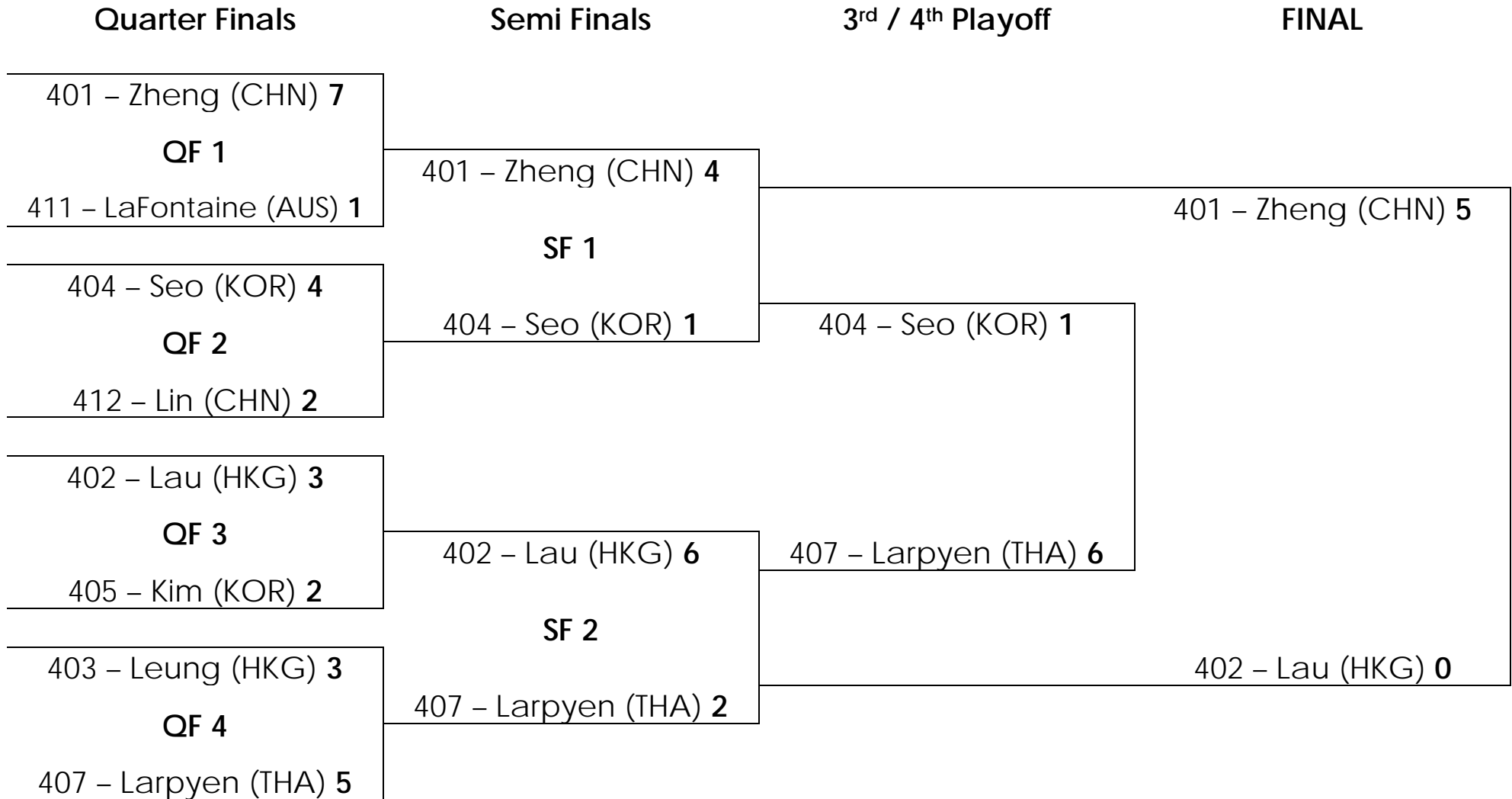
	403 – LEUNG (HKG)	404 – SEO (KOR)	409 – FUJII (JPN)	415 – TANBUT (THA)	410 – HOYTHONG (THA)
403 – LEUNG (HKG)		8 : 1	11 : 2	11 : 0	7 : 3
404 – SEO (KOR)	1 : 8		6 : 0	4 : 3	10 : 1
409 – FUJII (JPN)	2 : 11	0 : 6		2 : 9	3 : 2
415 – TANBUT (THA)	0 : 11	3 : 4	9 : 2		5 : 4
410 – HOYTHONG (THA)	3 : 7	1 : 10	2 : 3	4 : 5	

	Games Won	Points For	Points Against	Points Difference	Final Position
403 – LEUNG (HKG)	4	37	6	31	1st
404 – SEO (KOR)	3	21	12	9	2nd
409 – FUJII (JPN)	1	7	28	-21	4th
415 – TANBUT (THA)	2	17	21	-4	3rd
410 – HOYTHONG (THA)	0	10	25	-15	5th



# Individuals BC4

## Elimination Rounds



# Individuals BC4

## Final Positions

Position	Name	Country
1	Yuansen Zheng	CHN
2	Vivian Wai Yan Lau	HKG
3	Pornchok Larpyen	THA
4	Hyeong Seok Seo	KOR
5	Sung Kyu Kim	KOR
6	Yuk Wing Leung	HKG
7	Ximei Lin	CHN
8	Jean-Paul La Fontaine	AUS
9	Nobuyuki Takada	JPN
10	Chaloemphon Tanbut	THA
11	Akira Kinoshita	JPN
12	Kintaro Fujii	JPN
13	Akom Hoythong	THA
14	Mei San Wong	MAC
15	Dean Nottle	AUS

## Pairs BC3

### Pool A

	Korea	Japan	Hong Kong	New Zealand
Korea		8 : 1	11 : 0	12 : 0
Japan	1 : 8		4 : 4	4 : 1
Hong Kong	0 : 11	4 : 4		15 : 1
New Zealand	0 : 12	1 : 4	1 : 15	

	Games Won	Points For	Points Against	Points Difference	Final Position
Korea	3	31	1	30	1st
Japan	2	9	13	-4	2nd
Hong Kong	1	19	16	3	3rd
New Zealand	0	2	31	-29	4th

## Pairs BC3

### Pool B

	Thailand	Singapore	China	Australia
Thailand		3 : 3	11 : 1	3 : 8
Singapore	3 : 3		8 : 6	8 : 0
China	1 : 11	6 : 8		4 : 5
Australia	8 : 3	0 : 8	5 : 4	

	Games Won	Points For	Points Against	Points Difference	Final Position
Thailand	2	17	12	5	2nd
Singapore	2	19	9	10	1st
China	0	11	24	-13	4th
Australia	2	13	15	-2	3rd

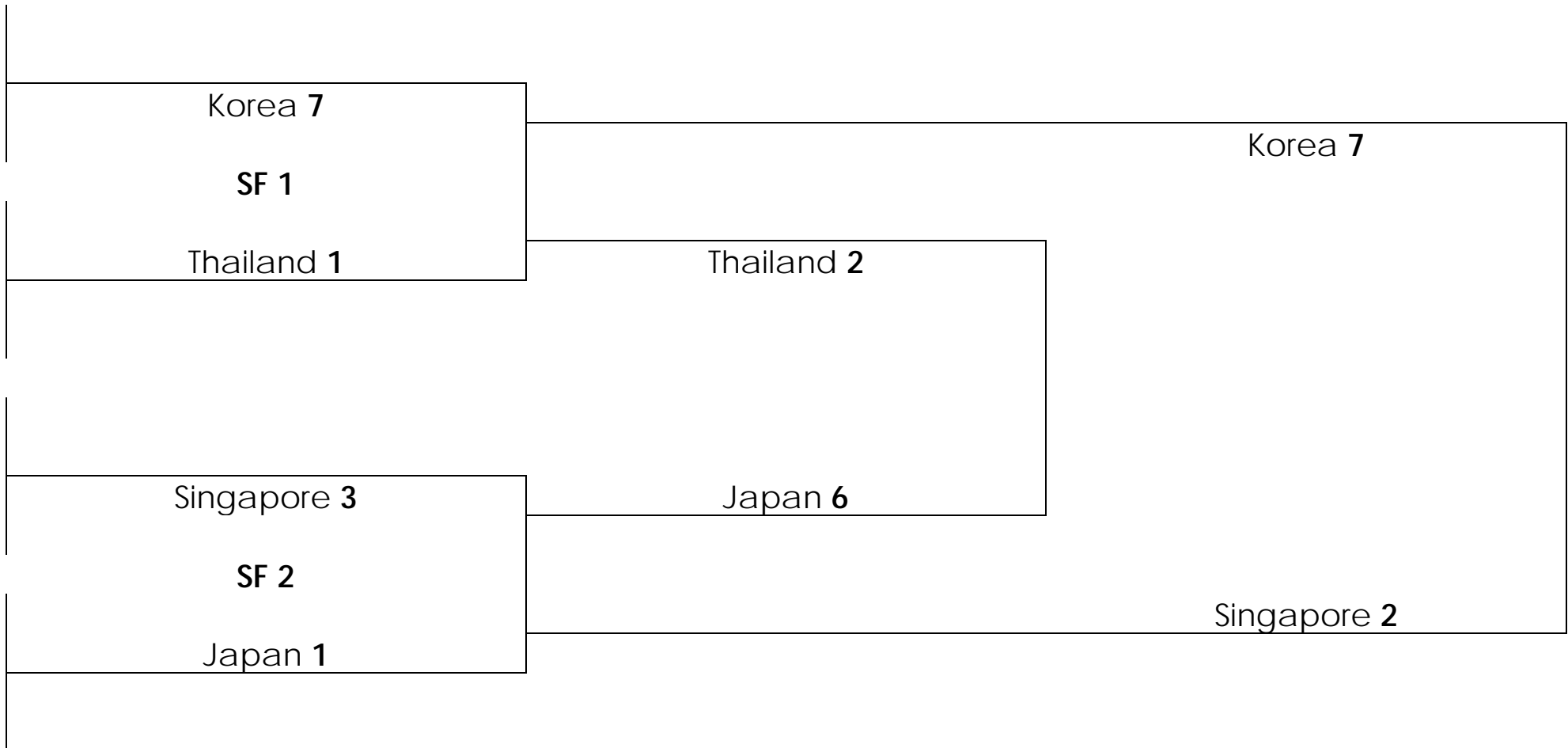
# Pairs BC3

## Elimination Rounds

Semi Finals

3<sup>rd</sup> / 4<sup>th</sup> Playoff

FINAL



# Pairs BC3

## Final Positions

### Position

1  
2  
3  
4  
5  
6  
7  
8

### Country

Korea  
Singapore  
Japan  
Thailand  
Australia  
Hong Kong  
China  
New Zealand

## Pairs BC4

	Thailand	Hong Kong	China	Korea	Australia	Japan
Thailand		6 : 1	8 : 0	6 : 1	7 : 2	5 : 0
Hong Kong	1 : 6		6 : 1	8 : 1	11 : 2	7 : 2
China	0 : 8	1 : 6		8 : 0	13 : 0	7 : 1
Korea	1 : 6	1 : 8	0 : 8		8 : 0	8 : 1
Australia	2 : 7	2 : 11	0 : 13	0 : 8		<u>5</u> : 5
Japan	0 : 5	2 : 7	1 : 7	1 : 8	5 : <u>5</u>	

	Games Won	Points For	Points Against	Points Difference	Final Position
Thailand	4	32	4	28	<b>1st</b>
Hong Kong	4	33	12	21	<b>2nd</b>
China	3	29	15	14	<b>3rd</b>
Korea	2	18	23	-5	<b>4th</b>
Australia	1	9	44	-35	<b>5th</b>
Japan	0	9	32	-23	<b>6th</b>

# Pairs BC4

## Final Positions

### Position

- 1
- 2
- 3
- 4
- 5
- 6

### Country

- Thailand
- Hong Kong
- China
- Korea
- Australia
- Japan



## Teams BC1 & 2

### Pool A

	Thailand	Japan	Hong Kong	New Zealand	Singapore
Thailand		6 : 4	5 : 3	18 : 1	22 : 0
Japan	4 : 6		3 : 12	15 : 2	15 : 1
Hong Kong	3 : 5	12 : 3		12 : 1	12 : 0
New Zealand	1 : 18	2 : 15	1 : 12		0 : 12
Singapore	0 : 22	1 : 15	0 : 12	12 : 0	

	Games Won	Points For	Points Against	Points Difference	Final Position
Thailand	4	51	8	43	<b>1st</b>
Japan	2	37	21	16	<b>3rd</b>
Hong Kong	3	39	9	30	<b>2nd</b>
New Zealand	0	4	57	-53	<b>5th</b>
Singapore	1	13	49	-36	<b>4th</b>

## Teams BC1 & 2

### Pool B

	Korea	China	Australia	Macau
Korea		10 : 5	6 : 3	16 : 0
China	5 : 10		8 : 6	11 : 2
Australia	3 : 6	6 : 8		1 : 9
Macau	0 : 16	2 : 11	9 : 1	

	Games Won	Points For	Points Against	Points Difference	Final Position
Korea	3	32	8	24	<b>1st</b>
China	2	24	18	6	<b>2nd</b>
Australia	0	10	23	-13	<b>4th</b>
Macau	1	11	28	-17	<b>3rd</b>

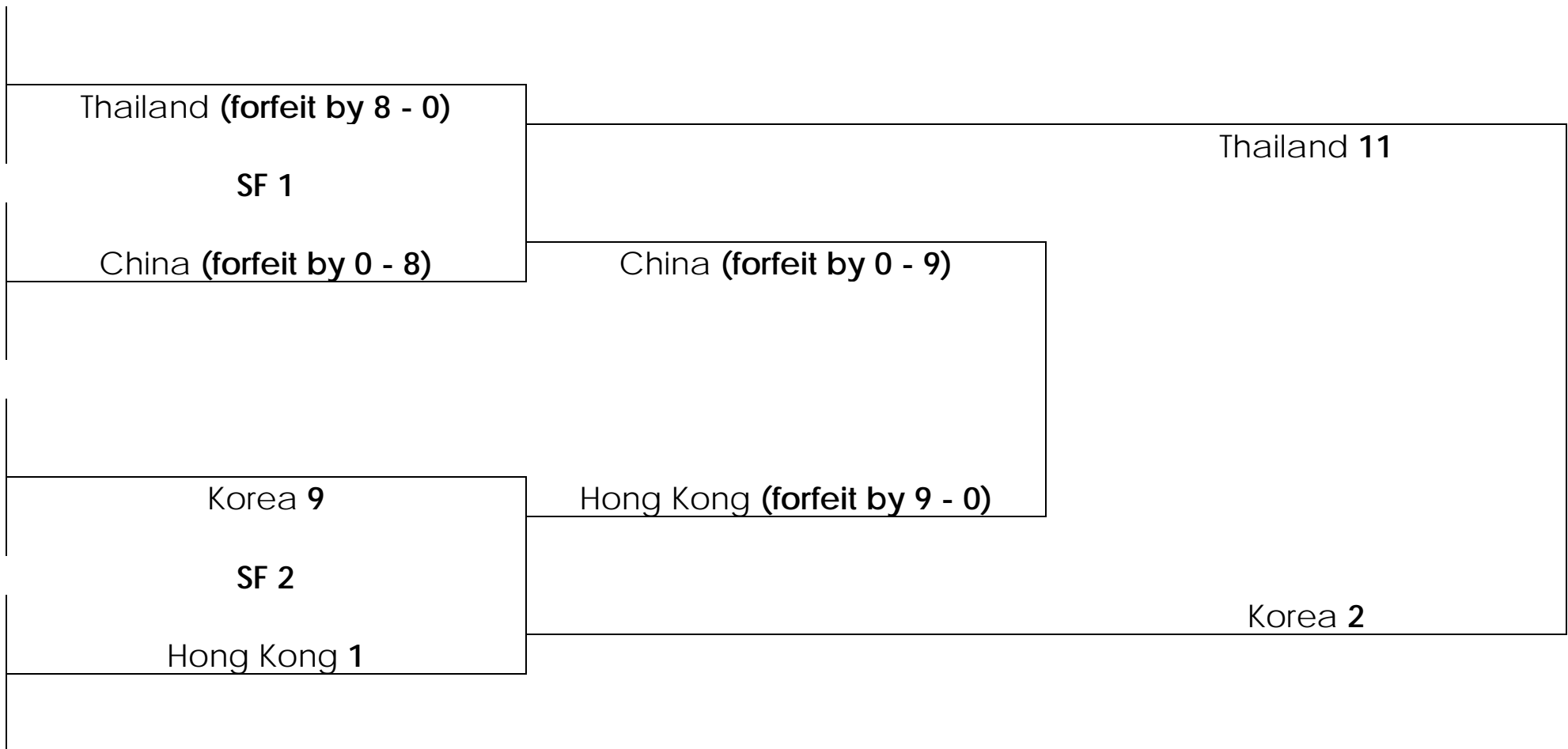
# Teams BC1 & 2

## Elimination Rounds

### Semi Finals

### 3<sup>rd</sup> / 4<sup>th</sup> Playoff

### FINAL



## Teams BC1 & 2

### Final Positions

#### Position

1  
2  
3  
4  
5  
6  
7  
8  
9

#### Country

Thailand  
Korea  
Hong Kong  
China  
Japan  
Macau  
Singapore  
Australia  
New Zealand